

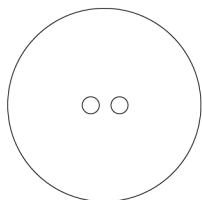


TRIMMING

button backing chart

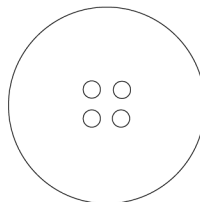
1008 Sixth Avenue
New York, NY 10018

ph: 212.391.6200
fx: 212.704.8092
www.mjtrim.com



Two Hole

A button (typically round) with two holes in the center for stitching the button onto your garment.



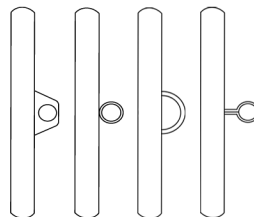
Four Hole

A button (typically round) with four holes in the center for stitching the button onto your garment.



Tunnel Shank

A button that is caved along the middle of the back with a hole in the center for stitching the button onto your garment. This type of button lays closer to your garment since the shank is not protruding off the button.



Shank

A button with a loop on the back for stitching the button onto your garment. Shanks come in a variety of styles, but they all serve the same purpose.